



**ALBANY**  
Law Enforcement Assisted Diversion

# Q3 REPORT 2023

---

# What is Albany LEAD?

Albany LEAD helps people who may experience mental illness, substance use, poverty, or homelessness avoid citation, arrest, and incarceration related to those issues. It does so by providing case managers who support them in addressing immediate and long-term needs.

LEAD seeks to increase equity and reduce harm within communities by reorienting the systems that shape health and safety. LEAD also seeks to change attitudes, behaviors, and systems—made possible by local stakeholders committed to collaboration and collective response.

People may become LEAD clients through pre-arrest diversions, in which Albany police offer the opportunity to obtain services rather than arrest on certain low-level charges that arise from the conditions mentioned above. Most arrests are not eligible for LEAD diversion.

Under a pilot program begun in Q3 of 2022, a second pathway to LEAD - social contact referrals - may be used outside of a potential arrest situation for people with a history of arrest due to substance use, mental illness, homeless or poverty.



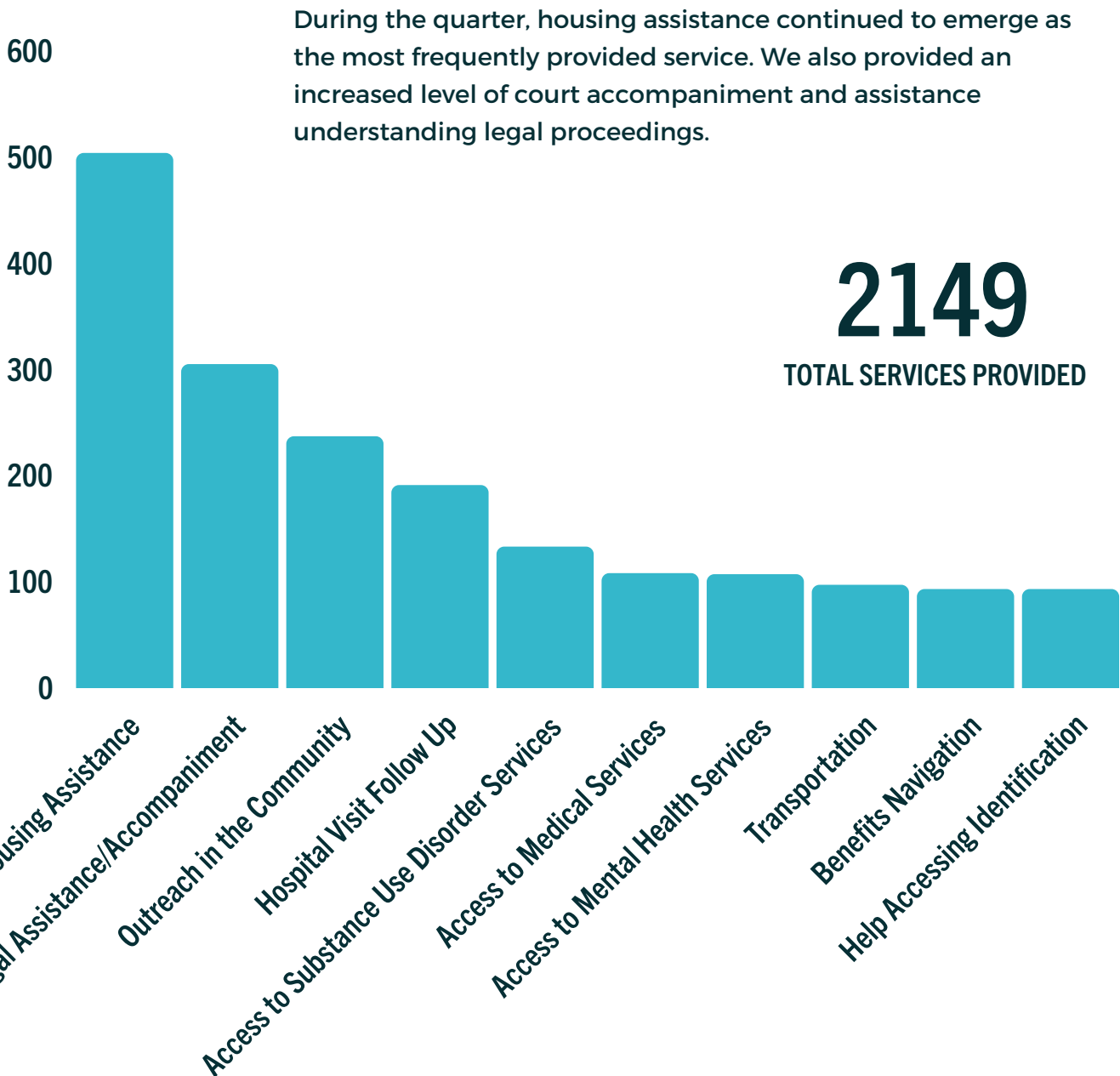
# Q3 Services

**118**  
PEOPLE  
PARTICIPATED  
IN SERVICES

During the third quarter of 2023, 118 people participated in services with Catholic Charities' Care Coordination Services on behalf of Albany LEAD. The number of services per client ranged from one to 149 services. The chart below presents the most frequently provided services during the quarter.

FIGURE 1

## Top 10 Services



**2149**  
TOTAL SERVICES PROVIDED

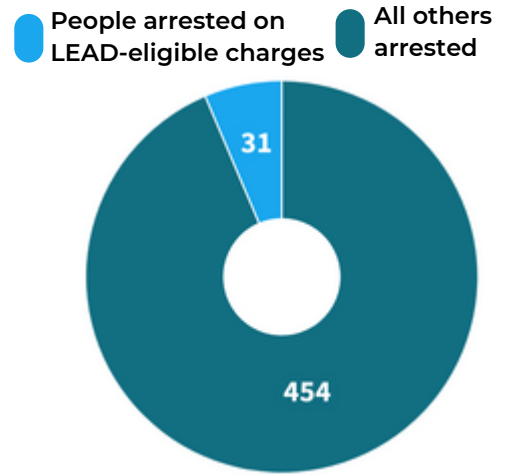


# Q3 Arrests, Diversions & Referrals

## People arrested solely on LEAD-eligible charges:

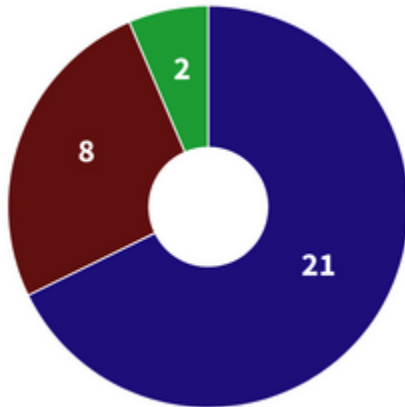
Of all the people arrested during the quarter, 31 people were arrested solely on LEAD-eligible charges.

Race/Ethnicity	People Arrested solely on eligible charges
Black	23
White	6
Hispanic/Latino(a/e)	2
<b>Total</b>	<b>31</b>



- Victim declined
- Officer discretion
- Not believed to relate to LEAD concern

## Why weren't these charges diverted?



The most common reason was the victim of the alleged charge wanted an arrest. If there is an alleged victim a diversion can only be done with their consent.

There were also cases where officers did not divert due to their discretion as to the appropriateness of LEAD in a particular situation, or because they did not find information that the alleged offense related to a LEAD concern of substance use disorder, mental health concerns, poverty, or homelessness.

## How many people were diverted/referred to case management?

Race/Ethnicity	Diversions	Referrals	Total
Black	0	3	3
White	1	3	4
Hispanic	0	0	0
Other	0	0	0
<b>Total</b>	<b>1</b>	<b>6</b>	<b>7</b>



FIGURE 3

## Locations of Diversions/Referrals

Note: Location of diversion/referral may differ from the location where someone lives or stays.

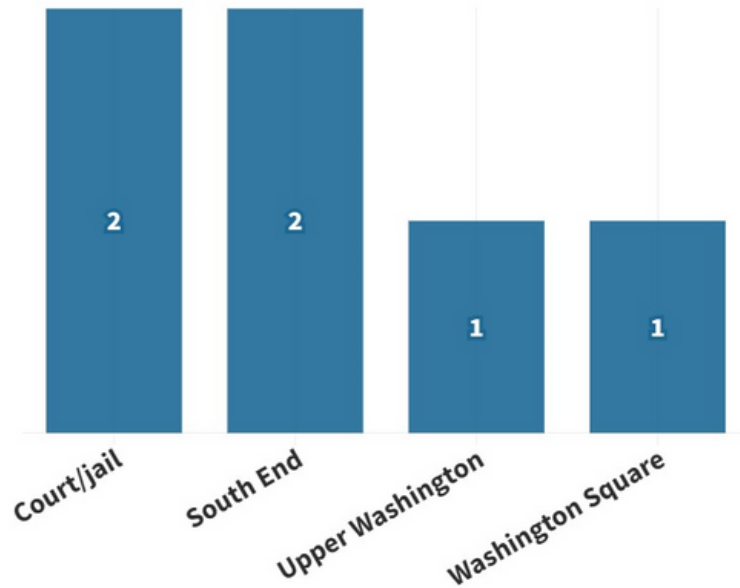
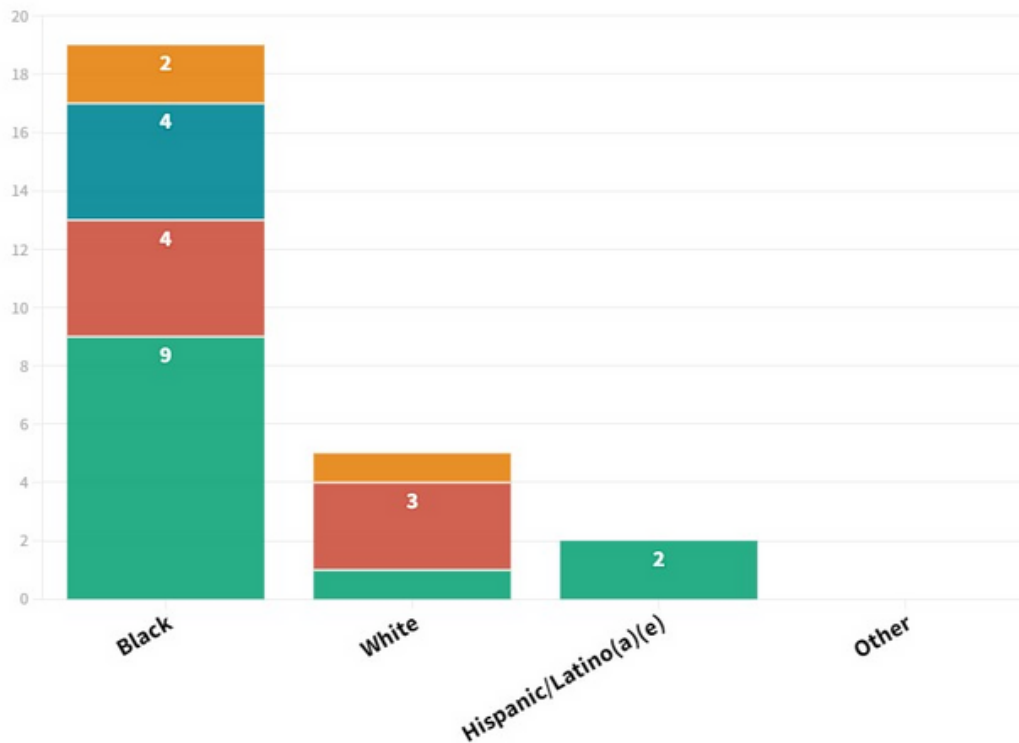


FIGURE 4

## Top LEAD-Eligible Charges on Which People Were Arrested

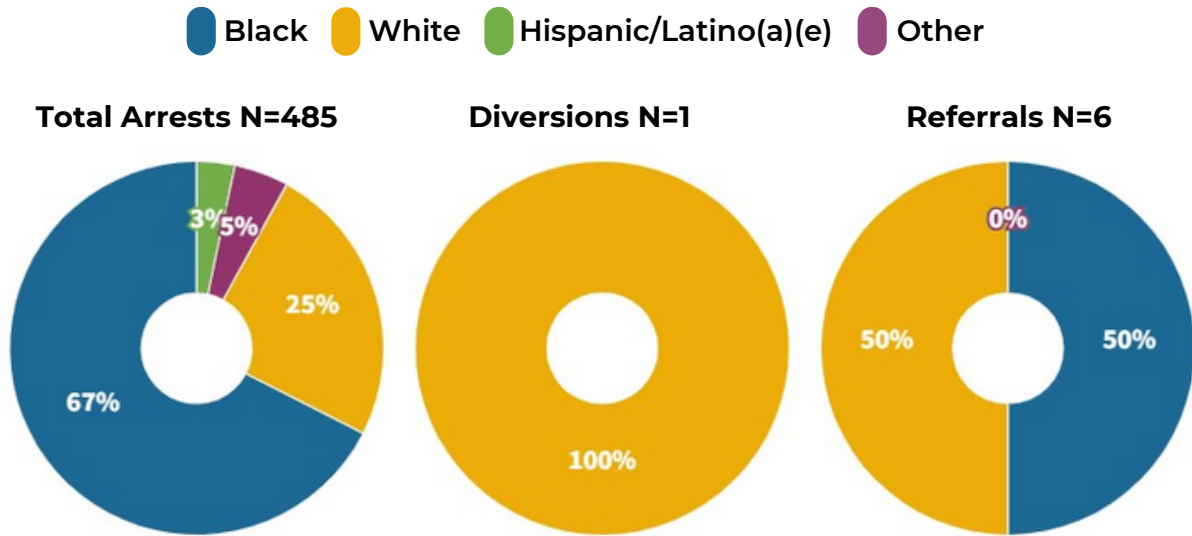
Note: this reflects information of the top eligible charges--not all eligible charges are reflected. Though a charge may be eligible for LEAD, a person's criminal history, lack of agreement from an alleged victim, and other factors could make the case overall ineligible for diversion.

- Petit Larceny
- Trespass
- Criminal Mischief (Property Damage)
- Possession of Alcohol

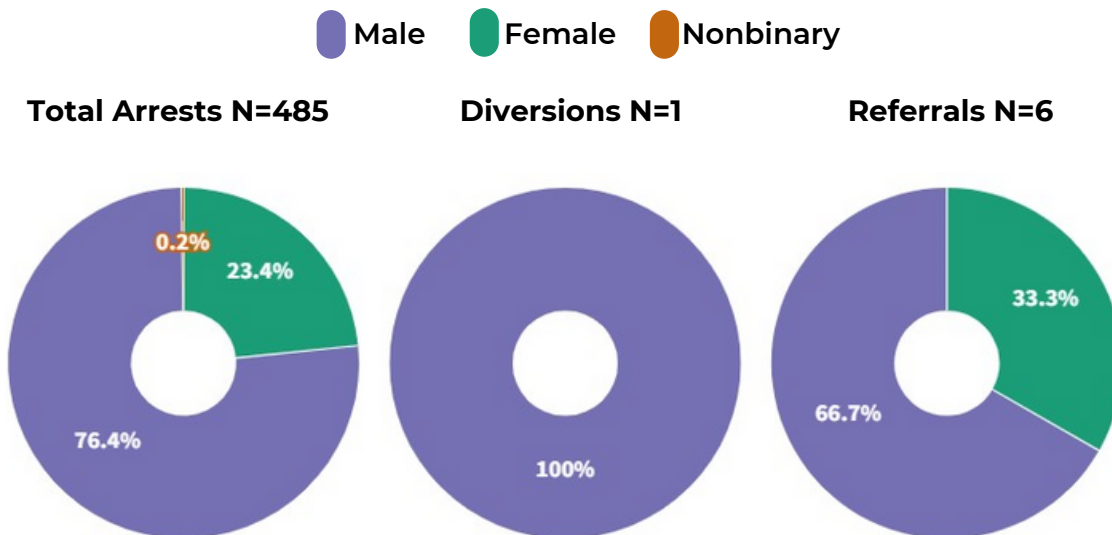


# Racial and Gender Breakdowns

**FIGURE 5**  
Percentage of Arrests, Diversions, and Referrals by Race in Q3 2023



**FIGURE 6**  
Percentage of Arrests, Diversions, and Referrals by Gender in Q3 2023



**FIGURE 7**  
**LEAD Diversions/Referrals Over Time**  
 April 1, 2016 – September 30, 2023

<b>Race/ Ethnicity</b>	<b>Diversions</b>	<b>% of Diversions</b>	<b>Social Contact Referrals</b>	<b>% of Social Contact Referrals</b>
<b>Black</b>	117	36.7%	22	40.0%
<b>White</b>	179	55.8%	25	45.5%
<b>Hispanic/ Latino(a)(e)</b>	19	6.0%	6	10.9%
<b>Other Races</b>	5	1.6%	2	3.6%
<b>Total</b>	<b>320</b>	<b>100%</b>	<b>55</b>	<b>100%</b>

